










RIGEL PLUS SERIES



BI-FACIAL HALF CUT MONOPERC 144 Cells | 600 Wp

-  Better Efficiency
-  More Output
-  Excellent PID Resistance
-  Least degradation for LID
-  High energy yield due to bifacial factor
-  Extra rear side power gain



- 25 years warranty of 85% power output.
- 12 years manufacturers warranty.



Enhanced power output due to revolutionary design



Split junction box improves heat dissipation



Increases shade tolerance



Superior performance of half cell



Lower internal resistance

+91 74000 83000

@ sales@novasysgreen.com

www.novasysgreen.com

MBB, M10 MONOPERC HALF CUT MODULES 144 CELLS

144 Cells - STC								
PV Module Model Name	Wattage	Rated Voltage @ STC/Vmp (V dc)	Open Circuit Voltage @ STC, (Voc)	Rated Current @ STC/Imp (A)	Short Circuit Current @ STC/Isc (A)	Rated Maximum Power at STC, (Watts)	Module Fill Factor (%)	Module Eff (%)
NOVA550BI144	550	40.94	49.93	13.44	13.97	550	78.92	21.28
NOVA545BI144	545	40.91	49.79	13.32	13.88	545	78.83	21.09
NOVA540BI144	540	40.83	49.61	13.23	13.83	540	78.75	20.89
NOVA535BI144	535	40.66	49.41	13.16	13.78	535	78.62	20.70
NOVA530BI144	530	40.45	49.24	13.12	13.71	530	78.60	20.51
NOVA525BI144	525	40.16	49.12	13.09	13.62	525	78.57	20.31

144 Cells - NOCT					
PV Module Model Name	Maximum Power(Pmax) Wp	Maximum Power Voltage (Vmp) V	Maximum Power Current(Imp) A	Open Circuit Voltage(Voc) V	Short Circuit Current(Isc) A
NOVA550BI144	409	38.46	10.63	47.12	11.39
NOVA545BI144	405	38.36	10.56	47.01	11.20
NOVA540BI144	402	38.25	10.50	46.84	11.22
NOVA535BI144	398	38.13	10.44	46.50	11.14
NOVA530BI144	394	37.96	10.38	46.44	11.07
NOVA525BI144	390	37.76	10.33	46.40	11.00

+5%	+10%	+15%	+20%
577Wp	605Wp	632Wp	660Wp

Temperature Ratings

Nominal Operating Cell Temperature(NOCT)	45°C ± 2 °C
Temperature coefficient of Pmpp	-0.330%/°C
Temperature coefficient of Voc	-0.246%/°C
Temperature coefficient of Isc	+0.0448%/°C

Mechanical Data

Dimensions (L X W X H)MM	2278 x 1134 x 35
MOUNTING HOLE DISTANCE (X-AXIS)	1092
MOUNTING HOLE DISTANCE (Y-AXIS)	Y1- 1200 / Y2 -1600
Weight (Kgs)	29

General Data

Solar Cells	91 X 182
Cell Orientation	24 x 6
MODULE STRUCTURE	ARC Tempered Glass 3.2 mm / EVA Front and back / Backsheet PVDF 1500 V
Frame	Anodized Aluminum Alloy
Junction Box	Potted Split JB IP 68
Cable & Connectors	4 Sq mm, 400 mm length with MC4 Connectors

Maximum Ratings

Operating Temperature	-40 to 85
Maximum System Voltage	1500 V
Maximum Series Fuse Rating	25 A
Application Classification / FIRE	Class A / Class C
Electrical Positive Tolerance (WATTAGE)	(0~4.99) Watt with current binning

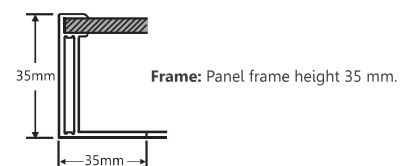
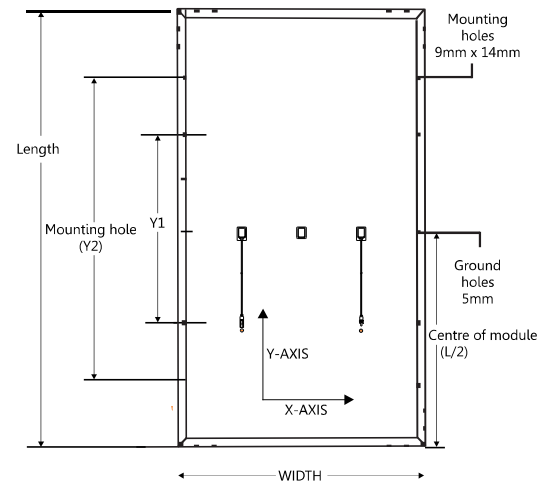
**Under Standard Test Condition (STC) of Irradiance of 1000 W/M², spectrum AM 1.5 and ambient temperature of 25°C"

**Under NOCT Test Condition of Irradiance of 800 W/M², spectrum AM 1.5 and ambient temperature of 20°C"

Note: ● Refer to module installation instructions for maximum loading configurations.

● All mechanical dimension tolerance ± 1mm.

*Listed specifications are subject to change without notice.



IV Curve

