

Three Reasons to Choose the FXR/VFXR Inverter/Charger Series from OutBack Power:

1. ENGINEERED FOR RELIABILITY

- **Extensive quality and reliability testing**, including Highly Accelerated Life Testing (HALT)
- Durable units with die-cast aluminum chassis
- Sealed versions available for humid or dusty climates
- 15 years of experience manufacturing and improving products for fault-intolerant, mission-critical applications
- Standard 5 year warranty

2. DESIGNED FOR FLEXIBILITY

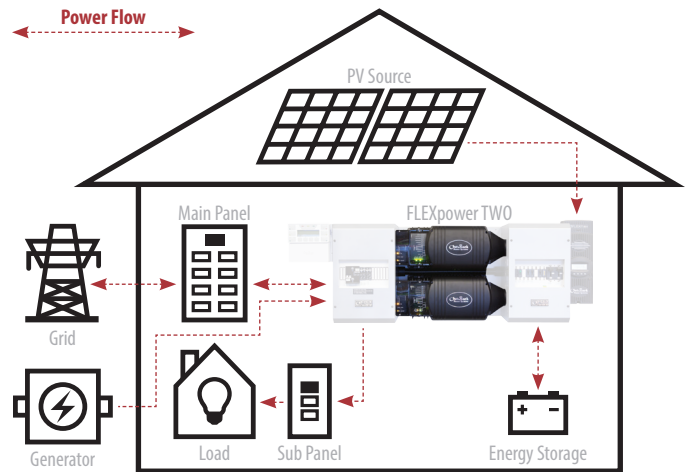
- **Modular, stackable**: up to nine units can be combined for three-phase operation and ten in parallel, single-phase operation
- Seven different programmable operational modes, with generator assist
- Advanced Battery Charging (ABC) programmability accommodates traditional and advanced chemistry batteries
- GridZero operating mode minimizes grid dependence in areas where incentives are changing and utility sell-back is limited
- Sinewave output in 12V, 24V or 48V versions with a typical operating efficiency up to 93%
- **Sealed Models**: 2000VA or 2300VA
Vented Models: 2600VA or 3000VA

3. EASY-TO-INSTALL AND MAINTAIN

- **System configuration is quick** with smart programming wizards
- Integrates both grid and generator with dual inputs
- Complete balance-of-system components available
- Field-serviceable modular design and global technical support
- Monitor, command and control from any internet-connected device with OPTICS RE



OutBack FLEXpower TWO Typical System Integration (w/ 2 FXR/VFXR Inverter/Chargers):



OUTBACK POWER — MASTERS OF THE OFF-GRID. FIRST CHOICE FOR THE NEW GRID.



MAKE THE POWER

- FLEXpower Integrated Systems
- Inverter/Chargers & Charge Controllers



STORE THE ENERGY

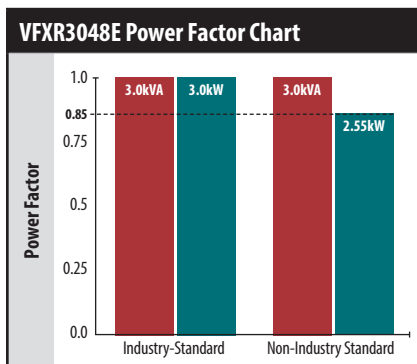
- EnergyCell RE, GH, NC and OPzV Batteries
- Battery Enclosures and Racking



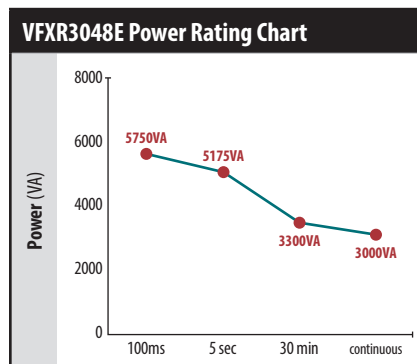
MANAGE THE SYSTEM

- OPTICS RE System Monitoring and Control
- MATE3 System Display and Communications

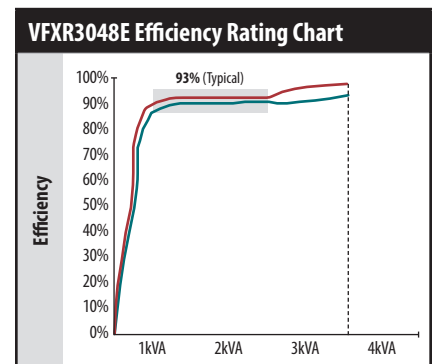
Models:	Sealed			Vented		
	FXR2012E	FXR2024E	FXR2348E	VFXR2612E	VFXR3024E	VFXR3048E
Instantaneous Power (100ms)	4600VA	5750VA	5750VA	4600VA	5750VA	5750VA
Surge Power (5 sec)	4300VA	5175VA	5175VA	4300VA	5175VA	5175VA
Peak Power (30 min)	2500VA	3100VA	3100VA	3100VA	3300VA	3300VA
Continuous Power Rating (@ 25°C)	2000VA	2000VA	2300VA	2600VA	3000VA	3000VA
Nominal DC Input Voltage	12VDC	24VDC	48VDC	12VDC	24VDC	48VDC
AC Output Voltage (selectable)	230VAC (200-260VAC)	230VAC (200-260VAC)	230VAC (200-260VAC)	230VAC (200-260VAC)	230VAC (200-260VAC)	230VAC (200-260VAC)
AC Output Frequency (selectable)	50Hz (60Hz)	50Hz (60Hz)	50Hz (60Hz)	50Hz (60Hz)	50Hz (60Hz)	50Hz (60Hz)
Continuous AC Output Current (@ 25°C)	8.7AAC	8.7AAC	10AAC	11.3AAC	13AAC	13AAC
Idle Power	Full: ~34W Search: ~9W Off: ~3W			Full: ~34W Search: ~9W Off: ~3W		
Typical Efficiency	90%	92%	93%	90%	92%	93%
Total Harmonic Distortion	Typical: <2% Maximum: <5%			Typical: <2% Maximum: <5%		
Output Voltage Regulation	±2.5%	±2.5%	±2.5%	±2.5%	±2.5%	±2.5%
AC Input Voltage Range (MATE3 Adjustable)	170 to 290VAC	170 to 290VAC	170 to 290VAC	170 to 290VAC	170 to 290VAC	170 to 290VAC
AC Input Frequency Range	45 to 55Hz (54 to 66Hz)	45 to 55Hz (54 to 66Hz)	45 to 55Hz (54 to 66Hz)	45 to 55Hz (54 to 66Hz)	45 to 55Hz (54 to 66Hz)	45 to 55Hz (54 to 66Hz)
Grid-Interactive Voltage Range	—	208 to 252VAC	208 to 252VAC	—	208 to 252VAC	208 to 252VAC
Grid-Interactive Frequency Range	—	47 to 51Hz	47 to 51Hz	—	47 to 51Hz	47 to 51Hz
Maximum AC Input Current	30AAC	30AAC	30AAC	30AAC	30AAC	30AAC
Continuous Battery Charge Output	100ADC	55ADC	35ADC	120ADC	85ADC	45ADC
Maximum Battery Charging	AC: 7AAC DC: 100ADC Power: 1360W	AC: 7AAC DC: 55ADC Power: 1500W	AC: 7AAC DC: 35ADC Power: 1900W	AC: 9AAC DC: 120ADC Power: 1630W	AC: 10AAC DC: 85ADC Power: 2180W	AC: 10AAC DC: 45ADC Power: 2180W
Advanced Battery Charging	Flooded, gel, AGM, lithium-ion and flow chemistry			Flooded, gel, AGM, lithium-ion and flow chemistry		
DC Input Voltage Range	10.5 to 17VDC	21 to 34VDC	42 to 68VDC	10.5 to 17VDC	21 to 34VDC	42 to 68VDC
Accessory Ports	Remote temperature sensor (included), MATE3 and HUB communications			Remote temperature sensor (included), MATE3 and HUB communications		
Warranty	Standard 5 year, extended 10 year available			Standard 5 year, extended 10 year available		
Weight (lb/kg)	Unit: 62 / 29 Shipping: 67 / 30			Unit: 61 / 28 Shipping: 67 / 30		
Dimensions H x W x L (in/cm)	Unit: 13 x 8.25 x 16.25 / 21.75 x 13 x 22 Shipping: 21.75 x 13 x 22 / 55 x 33 x 56			Unit: 13 x 8.25 x 16.25 / 21.75 x 13 x 22 Shipping: 21.75 x 13 x 22 / 55 x 33 x 56		
Temperature Range	Rated: -20 to 50°C Operating: -40 to 60°C Storage: -40 to 60°C			Rated: -20 to 50°C Operating: -40 to 60°C Storage: -40 to 60°C		
Relative Humidity Rating	93%	93%	93%	93%	93%	93%
Listings/Certifications	IEC 62109, EN 61000-3, EN 61000-6	IEC 62109, EN 61000-3, EN 61000-6, AS4777.2/3	IEC 62109, EN 61000-3, EN 61000-6, AS4777.2/3	IEC 62109, EN 61000-3, EN 61000-6	IEC 62109, EN 61000-3, EN 61000-6, AS4777.2/3	IEC 62109, EN 61000-3, IEC 61000-4, EN 61000-6, IEC 60068-2, IEC 1547.1, AS4777.2/3
RoHS Compliant	Yes	Yes	Yes	Yes	Yes	Yes



Power Rating Notes
Inverters that specify power in VA but do not use the unity standard Power Factor (PF) could have misleading power specifications. Volt-Amps (VA) is a total inverter output, while Watts (W) represent the power consumed by the electrical loads. PF, which varies by types of loads, is the ratio of W to VA, and the difference between the two is power in the circuit that does no useful work. At 1.0PF (unity), all power is used. This is the industry-standard used by OutBack Power.



Instantaneous Power Rating
Most stringent, massive load start **VFXR3048E:** 5750VA
Surge Power Rating
Less stringent load start **VFXR3048E:** 5175VA
Peak Power Rating
Frequent "heavy duty" load requirements **VFXR3048E:** 3300VA
Continuous Power Rating
Sustained "real world" load requirements **VFXR3048E:** 3000VA



INVERTING **SELLING**
Typical Efficiency Rating
Real world efficiency with variable loads **VFXR3048E:** 93%